Common Dimensions for AV-TS Fittings

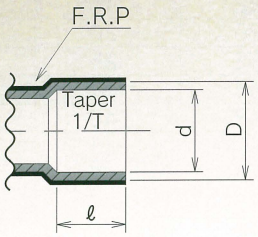

(Unit : mm)

Size		D	d	ℓ	1/T
mm	inch				
13	3/8	24	18.40	26	1/30
15	1/2	29	22.40	30	1/34
20	3/4	33	26.45	35	1/34
25	1	40	32.55	40	1/34
30	1 1/4	46	38.60	44	1/34
40	1 1/2	57	48.70	55	1/37
50	2	70	60.80	63	1/37
65	2 1/2	87	76.60	61	1/48
75	3	102	89.60	64	1/49
100	4	130	114.70	84	1/56
125	5	157	140.80	104	1/58
150	6	186	166.00	132	1/63
200	8	236	217.00	145	1/50
250	10	287	267.70	155	1/55
300	12	337	318.70	155	1/55

Note: The ℓ dimensions of some fittings differ. Please refer to individual dimension table for each fittings.

■Elbow(90°), Bend(90°)

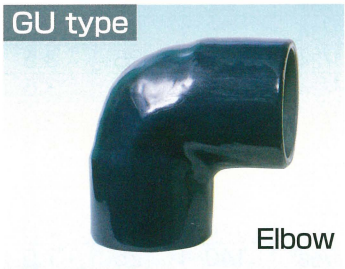



Elbow

(Unit : mm)

Size		L	ℓ	Z	D	d
mm	inch					
13	3/8	36	26	10	24	18.40
15	1/2	43	30	13	29	22.40
20	3/4	50	35	15	33	26.45
25	1	58	40	18	40	32.55
30	1 1/4	65	44	21	46	38.60
40	1 1/2	82	55	27	57	48.70
50	2	96	63	33	70	60.80
65	2 1/2	110	61	49	87	76.60
75	3	120	64	56	102	89.60
100	4	153	84	69	130	114.70
125	5	187	104	83	157	140.80
150	6	230	132	98	186	166.00
200	8	265	145	120	240	217.00
250	10	280	140	140	287	267.00

Bend

(Unit : mm)

Size		L	ℓ	Z	D	d
mm	inch					
75	3	137	72	65	101	89.80
100	4	172	92	80	129	115.00
125	5	237	112	125	156	141.20
150	6	260	140	120	185	166.50
200	8	341	145	196	236	217.00
250	10	402	155	247	287	267.00
300	12	385	155	230	337	318.00

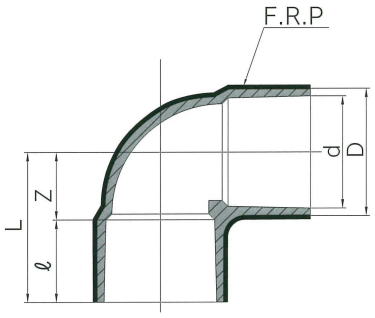

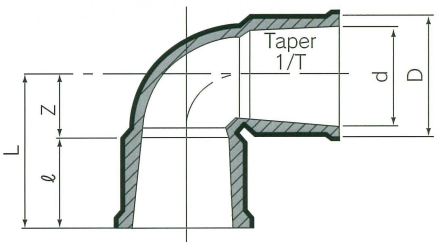

■Elbow, Bend (45°)

SU type

GU type

Elbow 20~25mm

(Unit : mm)

Size		L	ℓ	Z	D	d
mm	inch					
20	3/4	44	35	9	33	26.45
25	1	51	40	11	40	32.55

Bend 40~300mm

(Unit : mm)

Size		L	ℓ	Z	D	d
mm	inch					
40	1 1/2	69	55	14	57	48.70
50	2	80	63	17	70	60.80
65	2 1/2	81	61	20	87	76.60
75	3	97	72	25	101	89.80
100	4	122	92	30	129	115.00
125	5	149	112	37	156	141.20
150	6	184	140	44	185	166.50
200	8	196	145	51	240	217.00
250	10	213	155	58	287	267.00
300	12	225	155	70	337	318.00

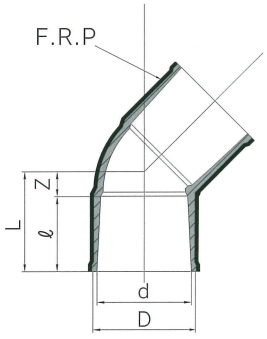

■Tee

SU type



GU type



(Unit : mm)

Size		L	ℓ	Z	D	d
mm	inch					
13	3/8	36	26	10	24	18.40
15	1/2	43	30	13	29	22.40
20	3/4	50	35	15	33	26.45
25	1	58	40	18	40	32.55
30	1 1/4	65	44	21	46	38.60
40	1 1/2	82	55	27	57	48.70
50	2	96	63	33	70	60.80
65	2 1/2	110	61	49	87	76.60
75	3	120	64	56	102	89.60
100	4	152	84	68	130	114.70
125	5	187	104	83	157	140.80
150	6	230	132	98	166	166.00
200	8	266	145	121	240	217.00
250	10	295	155	140	287	267.70
300	12	340	175	165	337	318.70

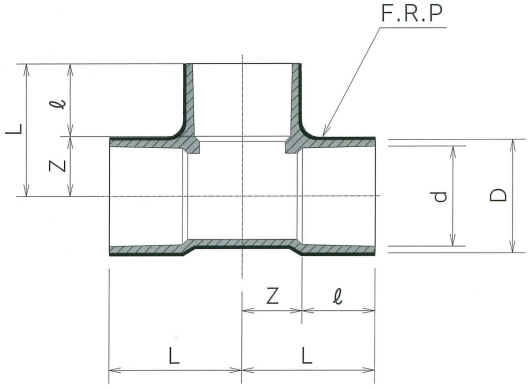

■Reducing Tee

SU type

GU type



(Unit : mm)

Size mm	Size inch	L	ℓ	Z	D	d	L'	ℓ'	Z'	D'	d'
15× 13	1/2×3/8	41	30	11	29	22.40	38	26	12	24	18.40
20× 13	3/4×3/8	46	35	11	33	26.45	40	26	14	24	18.40
20× 15	3/4×1/2	48	35	13	33	26.45	45	30	15	29	22.40
25× 13	1×3/8	51	40	11	40	32.55	43	26	17	24	18.40
25× 15	1×1/2	53	40	13	40	32.55	48	30	18	29	22.40
25× 20	1×3/4	55	40	15	40	32.55	53	35	18	33	26.45
30× 13	1 1/4×3/8	55	44	11	46	38.60	46	26	20	24	18.40
30× 15	1 1/4×1/2	57	44	13	46	38.60	51	30	21	29	22.40
30× 20	1 1/4×3/4	59	44	15	46	38.60	56	35	21	33	26.45
30× 25	1 1/4×1	62	44	18	46	38.60	61	40	21	40	32.55
40× 13	1 1/2×3/8	66	55	11	57	48.70	52	26	26	24	18.40
40× 15	1 1/2×1/2	68	55	13	57	48.70	57	30	27	29	22.40
40× 20	1 1/2×3/4	70	55	15	57	48.70	62	35	27	33	26.45
40× 25	1 1/2×1	73	55	18	57	48.70	67	40	27	40	32.55
40× 30	1 1/2×1 1/4	76	55	21	57	48.70	71	44	27	46	38.60
50× 13	2×3/8	74	63	11	70	60.80	58	26	32	24	18.40
50× 15	2×1/2	76	63	13	70	60.80	63	30	33	29	22.40
50× 20	2×3/4	78	63	15	70	60.80	68	35	33	33	26.45
50× 25	2×1	81	63	18	70	60.80	73	40	33	40	32.55
50× 30	2×1 1/4	84	63	21	70	60.80	77	44	33	46	38.60
50× 40	2×1 1/2	90	63	27	70	60.80	88	55	33	57	48.70
65× 40	2 1/2×1 1/2	100	61	39	87	76.60	95	55	40	57	48.70
65× 50	2 1/2×2	101	61	40	87	76.60	104	63	41	70	60.80
75× 25	3×1	93	64	29	102	89.6	88	40	48	40	32.55
75× 40	3×1 1/2	100	64	36	102	89.6	102	55	47	57	48.70
75× 50	3×2	105	64	41	102	89.6	110	63	47	70	60.80
75× 65	3×2 1/2	113	64	49	102	89.6	117	61	56	87	76.60
100× 50	4×2	125	84	41	130	114.7	122	63	59	70	60.80
100× 75	4×3	140	84	56	130	114.7	132	64	68	102	89.60
125×100	5×4	173	104	69	157	140.8	167	84	83	130	114.70
150× 75	6×3	195	132	63	186	166.0	158	64	94	102	89.60
150×100	6×4	208	132	76	186	166.0	182	84	98	130	114.70
150×125	6×5	217	132	85	186	166.0	201	104	97	157	140.80
200× 75	8×3	201	145	56	240	217.0	180	64	116	102	89.60
200×100	8×4	215	145	70	240	217.0	200	84	116	130	114.70
200×150	8×6	238	145	93	240	217.0	253	132	121	186	166.00
250× 75	10×3	227	155	72	295	269.3	213	65	148	108	89.60
250×100	10×4	246.5	155	91.5	295	269.3	226	84	142	136	114.70
250×200	10×8	305	155	150	295	269.3	310	146.5	163.5	246	217.90
300× 75	12×3	361	300	60	343	320.7	236	64	172	102	89.60

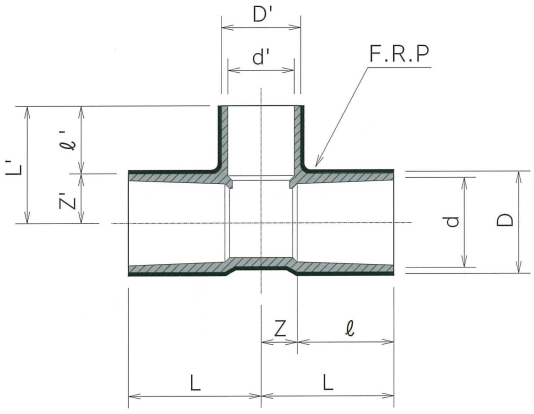

Socket

SU type

GU type

(Unit : mm)

Size		L	ℓ	Z	D	d
mm	inch					
13	3/8	57	26	5	24	18.40
15	1/2	67	30	7	29	22.40
20	3/4	77	35	7	33	26.45
25	1	87	40	7	40	32.55
30	1 1/4	95	44	7	46	38.60
40	1 1/2	117	55	7	57	48.70
50	2	133	63	7	70	60.80
65	2 1/2	145	61	23	87	76.60
75	3	155	64	27	102	89.60
100	4	200	84	32	130	114.70
125	5	231	104	23	157	140.80
150	6	300	132	36	186	166.00
200	8	300	145	10	236	217.00
250	10	353	155	43	295	267.00
300	12	360	175	10	337	318.00

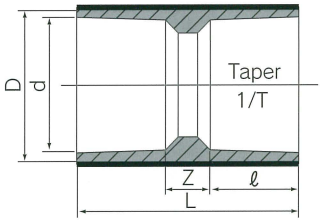

Reducing Socket

SU type

GU type

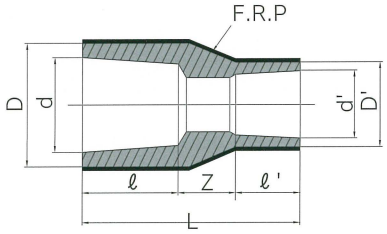

(Unit : mm)

Size		L	ℓ	D	d	ℓ'	D'	d'	Z
mm	inch								
15×13	1/2×3/8	61	30	29	22.40	26	24	18.40	5
20×13	3/4×3/8	68	35	33	26.45	26	24	18.40	7
20×15	3/4×1/2	71	35	33	26.45	30	29	22.40	6
25×13	1×3/8	86	40	40	32.55	26	24	18.40	20
25×15	1×1/2	85	40	40	32.55	30	29	22.40	15
25×20	1×3/4	84	40	40	32.55	35	33	26.45	9
30×20	1 1/4×3/4	93	44	46	38.60	35	33	26.45	14
30×25	1 1/4×1	93	44	46	38.60	40	40	32.55	9
40×20	1 1/2×3/4	113	55	57	48.70	35	33	26.45	23
40×25	1 1/2×1	114	55	57	48.70	40	40	32.55	19
40×30	1 1/2×1 1/4	114	55	57	48.70	44	46	38.60	15
50×20	2×3/4	116	63	70	60.80	35	33	26.45	18
50×25	2×1	140	63	70	60.80	40	40	32.55	37
50×30	2×1 1/4	136	63	70	60.80	44	46	38.60	29
50×40	2×1 1/2	136	63	70	60.80	55	57	48.70	18
65×40	2 1/2×1 1/2	145	61	87	76.60	55	57	48.70	29
65×50	2 1/2×2	149	61	87	76.60	63	70	60.80	25
75×40	3×1 1/2	153	64	102	89.60	55	57	48.70	34
75×50	3×2	165	64	102	89.60	63	70	60.80	38
75×65	3×2 1/2	159	64	102	89.60	61	87	76.60	34
100×75	4×3	190	84	130	114.70	64	102	89.60	42
125×100	5×4	229	104	157	140.80	84	130	114.70	41
150×100	6×4	295	132	186	166.00	84	130	114.70	79
150×125	6×5	272	132	186	166.00	104	157	140.80	36
200×150	8×6	356	145	240	217.00	132	186	166.00	79
250×200	10×8	383	155	295	269.30	146	240	217.00	82

■TS Flanges (JIS 10kgf/cm² Type)

SU type 13A~125A

GU type 13A~125A

SU type 150A~300A

GU type 150A~300A

(Unit : mm)

Size		L	ℓ	Z	O.D	C.D	D	d	T1	T2		N-φe
mm	inch									SU	GU	
13	3/8	30.0	26	4.0	90	65	25.5	18.40	14	2	2.0	4-15
15	1/2	35.0	30	5.0	95	70	31.0	22.40	14	5	5.0	4-15
20	3/4	40.0	35	5.0	100	75	35.0	26.45	15	5	5.0	4-15
25	1	46.0	40	6.0	125	90	42.5	32.55	15	5	5.0	4-19
30	1 1/4	50.5	44	6.5	135	100	48.5	38.60	16	5	5.0	4-19
40	1 1/2	61.5	55	6.5	140	105	60.5	48.70	16	6	6.0	4-19
50	2	71.0	63	8.0	155	120	73.0	60.80	20	8	8.0	4-19
65	2 1/2	70.0	61	9.0	175	140	90.0	76.60	22	8	8.0	4-19
75	3	73.0	64	9.0	185	150	105.0	89.60	22	8	8.0	8-19
100	4	93.0	84	9.0	210	175	131.0	114.7	22	10	10.0	8-19
125	5	114.0	104	10.0	250	210	158.0	140.8	24	12	12.0	8-23
150	6	142.0	132	10.0	280	240	185.0	166.0	26	2	3.5	8-23
200	8	156.0	145	11.0	330	290	238.0	217.0	28	2	3.5	12-23
250	10	167.0	155	12.0	400	355	289.0	268.0	30	2	3.5	12-25
300	12	167.0	155	12.0	445	400	341.0	318.7	30	2	4.3	16-25

Note: Products conforming to the JIS 5K and ANSI 150 LBS are also available.

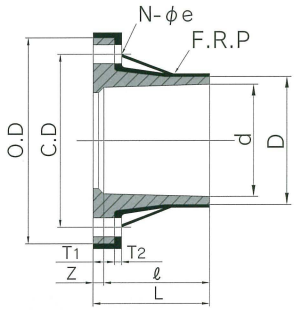

■Flanges (JIS 10kgf/cm² Type)

SU type



GU type



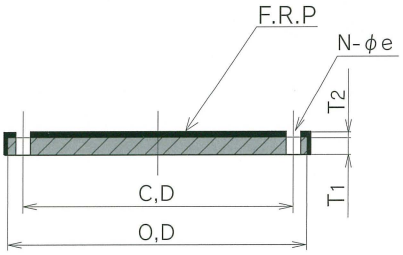

(Unit : mm)

Size		O.D	C.D	T1		T2		N-φe
mm	inch			SU	GU	SU	GU	
13	3/8	90	65	12	12	2.5	3	4-15
15	1/2	95	70	12	12	2.5	3	4-15
20	3/4	100	75	14	14	2.5	3	4-15
25	1	125	90	14	14	2.5	3	4-19
30	1 1/4	135	100	16	16	2.5	3	4-19
40	1 1/2	140	105	16	16	2.5	3	4-19
50	2	155	120	16	16	2.5	3	4-19
65	2 1/2	175	140	18	18	2.5	3	4-19
75	3	185	150	18	18	2.5	3	8-19
100	4	210	175	18	18	2.5	5	8-19
125	5	250	210	20	20	3.0	6	8-23
150	6	280	240	22	22	4.0	8	8-23
200	8	330	290	22	22	5.0	10	12-23
250	10	400	355	24	24	7.0	13	12-25
300	12	445	400	24	24	9.0	15	16-25
350	14	490	445	25	20	13.0	25	16-25
400	16	560	510	25	20	13.0	25	16-27
450	18	620	565	25	20	13.0	25	20-27
500	20	675	620	25	20	15.0	25	20-27
600	24	795	730	30	20	15.0	30	24-33

Note: Products conforming to the JIS 5K and ANSI 150 LBS are also available.

Additional notes

We can also deliver products prefabricated at our factory.
Consider this method for piping with complex shapes.
Detailed technical data and installation instructions are available.

Standard

■Pipe (Plane end type)

SU type



GU type

(Unit : mm)

Size mm	Size inch	L	ℓ1	D	d	t
13	3/8	4000	45	18	13	2.5
15	1/2	4000	50	22	16	3.0
20	3/4	4000	55	26	20	3.0
25	1	4000	60	32	25	3.5
30	1 1/4	4000	65	38	31	3.5
40	1 1/2	4000	80	48	40	4.0
50	2	4000	90	60	51	4.5
65	2 1/2	4000	95	76	67	4.5
75	3	4000	100	89	77	6.0
100	4	4000	120	114	100	7.0
125	5	4000	150	140	125	7.5
150	6	4000	180	165	146	9.5
200	8	4000	190	216	196	10.0
250	10	4000	200	267	247	10.0
＊300(SU)	12	4000	200	318	298	10.0
＊300(GU)	12	4000	200	318	286	16.0
350	14	4000	330	370	347	11.5
400	16	4000	370	420	394	13.0
450	18	4000	400	470	441	14.5
500	20	4000	410	520	488	16.0
600	24	4000	480	630	592	19.0

Note: The dimensions of "d" and "t" are different between "SU Type" and "GU Type"at norminal size 300mm.

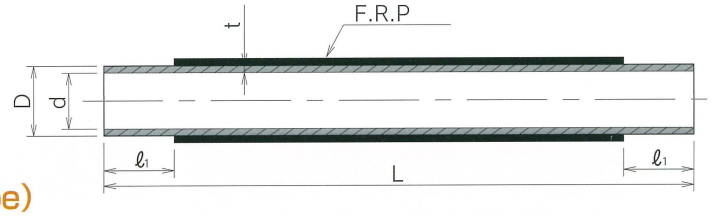

■Pipe (Sleeve type)

SU type



GU type

(Unit : mm)

Size mm	Size inch	L	ℓ1	ℓ	d1	1/T	D	d	t
13	3/8	4000	45	26	18.40	1/30	18	13	2.5
15	1/2	4000	50	30	22.40	1/34	22	16	3.0
20	3/4	4000	55	35	26.45	1/34	26	20	3.0
25	1	4000	60	40	32.55	1/34	32	25	3.5
30	1 1/4	4000	65	44	38.60	1/34	38	31	3.5
40	1 1/2	4000	80	55	48.70	1/37	48	40	4.0
50	2	4000	90	63	60.80	1/37	60	51	4.5
65	2 1/2	4000	95	61	76.60	1/48	76	67	4.5
75	3	4000	100	64	89.60	1/49	89	77	6.0
100	4	4000	120	84	114.70	1/56	114	100	7.0
125	5	4000	150	104	140.80	1/58	140	125	7.5
150	6	4000	180	132	166.00	1/63	165	146	9.5
200	8	4000	190	145	217.00	1/50	216	196	10.0
250	10	4000	200	155	267.70	1/55	267	247	10.0
＊300(SU)	12	4000	200	155	318.70	1/55	318	298	10.0
＊300(GU)	12	4000	200	155	318.70	1/55	318	286	16.0
350	14	4000	330	280	373.00	1/43	370	347	11.5
400	16	4000	370	320	423.00	1/48	420	394	13.0
450	18	4000	400	350	474.00	1/45	470	441	14.5
500	20	4000	410	350	524.50	1/50	520	488	16.0
600	24	4000	480	410	630.00	—	630	592	19.0

Note: The dimensions of "d" and "t" are different between "SU Type" and "GU Type"at norminal size 300mm.